

N. JACOBI HARDWARE COMPANY

"The House Your Father Deals With"

1856

Established 1856

1887

WHOLESALE
HARDWARE

WILMINGTON, NORTH CAROLINA

N. JACOBI
Hardware Company
(INCORPORATED)

"The House Your Father Dealt With"

=====
ESTABLISHED 1856
=====

**WHOLESALE
HARDWARE
FACTORY AGENTS**



WILMINGTON, NORTH CAROLINA
PHONE 2460 **LOCKBOX 907**

DOOR CLOSERS

Sargent



No. 13 Spring

Successfully prevents doors from slamming. Is suitable for either right or left hand doors without changing any of the parts. The spring is adjustable tension, very compact and powerful, and is made from extra heavy spring steel of the finest quality.

Regular, Cast Iron, Gold Bronzed


No.	Description	Each
522	Light inside and pantry	\$11.00
523	Medium inside and light outside	13.30
524	General inside and medium outside	16.00
525	Heavy outside	21.30

Extra Springs

For checks Nos. 321 322 323 324 325	
No. 13. Each	\$1.00 1.24 1.65 2.10 3.15

SCREEN DOOR CLOSERS

Sargent Reversible Liquid Screen Door Check and Spring



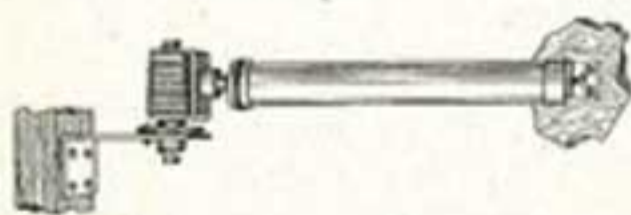
May be used on any screen door, suitable for right or left hand doors without changing parts. Connecting arm may be adjusted to suit different door frames. The vent screw regulates the speed of closing of door and may be adjusted as desired.

No. 520. Cast iron, gold bronze finish, each, \$5.00 One in a box, with screws

Extra Springs

No. 13. Each \$0.90

Rose



Adjustable spring and checking pressure, reversible for right or left hand door. Gold enameled seamless barrel, size 10 1/2 x 1 1/2 in. For use on screen doors, light storm doors, inside doors, etc. Full directions for applying with each.

Rose. Weight per dozen 36 lbs., each, \$2.00 Eleven in a case, with demonstrator

Not-A-Slam



Seamless brass tube 1 in. diameter, 9 in. long, cold rolled steel rod, rustproof steel spring. Air adjustment. Equipped with friction washer to hold the door open to any desired width. Has oil cup to lubricate washers on end of steel rod. For use on screen or combination doors. Not-A-Slam. Nickel plated, per dozen, \$12.00 One in a box, with screws; one dozen in a carton

SCREEN DOOR CHECKS

No Slam



Hard rubber ball, nickel plated steel trimmings. This is an automatic check which can be applied to any screen door in connection with any door spring or hinge.

No. 1. Diameter of ball 1 1/2 in., length over all 5 in., per dozen, \$4.50 One in a box

SCREEN DOOR CATCHES




Heavy sheet steel, securely riveted, best quality oil tempered steel wire springs, solid rubber bumper with metal bushing through the center to prevent wear on axle. Width of bumper 3/4 in.

Superior. Japanned finish, per dozen, \$3.00 One dozen in a box, with screws

MORTISE SCREEN DOOR CATCHES


Sargent



With Dead Bolt Japanned lock 2 x 1 1/2 x 1/2 in., front 3 3/4 x 1 1/2 in., escutcheons 4 1/2 x 1 1/2 in., knob 1 3/4 in., lever handle 1 1/2 in.; projection, knob 1 3/8 in., lever handle 1 3/8 in., backset, face to center of hub 1 1/2 in.; hubs, knob for 1/8 in. spindle, turn knob for 1/8 in. spindle; reverse by removing cap; operation, latch bolt from both sides by knob and lever, dead bolt from inside only by turn knob. For doors 3/8 to 1 1/2 in.

Wrought Bronze Trim

No. OB5973TC. Dull brass, per set, \$2.20 One set in a box, with screws




Japanned lock 1 3/4 x 1 1/2 in., front 2 3/4 x 1 1/2 in., escutcheons 4 1/2 x 1 1/2 in., knob 1 3/4 in., lever handle 1 3/4 in.; projection, knob 2 1/8 in., lever handle 1 1/4 in.; backset, face to center of hub 1 1/2 in.; hub for 1/8 in. spindle; reverse, either right or left hand; operation, latch bolt from both sides by knob and lever, dead bolt from inside only by slide stop. For door 3/8 to 1 1/2 in.

Wrought Steel Trim

No. OB5475TC. Dull brass, per set, \$0.88 No. AB5475TC. Antique copper, per set, .88 One set in a box, with screws

RIM SCREEN DOOR CATCHES

Sargent



For Doors Opening Out


Wrought steel lock 2 3/8 x 1 7/8 in., outside plate 4 1/2 x 1 1/2 in., knob 1 3/4 in., lever handle 1 1/2 in.; projection, knob 2 in., lever handle 1 3/8 in.; operation, latch bolt both sides by knob and lever, locked from inside by slide stop. For doors 3/8 to 1 1/2 in.

Wrought Steel Trim

No. OB6464TC. Dull brass, per set, \$0.80 No. AB6464TC. Antique copper, per set, .80 One set in a box, with screws

DOOR SPRINGS

Perfection



Best spring steel wire, closely coiled, double loop ends, with screw hooks for attaching, japanned finish.

Nos.	2	4	6
Length, in.	16 1/4	16 1/2	16 3/4
Diameter, in.	1/4	3/8	1/2
Per gross	\$		

One dozen in a box, with screw eyes

Victor



Highly tempered steel wire spring, iron bracket and spring holder, adjustable tension, japanned finish.

Nos.	161	162
Length, in.	10	11
Diameter of spring, in.	3/4	1 1/2
Per dozen	\$3.65	4.55

One dozen in a box

SCREEN DOOR BRACES

Harper




Made of steel, finished in black enamel. Prevents screen door from sagging. Does the work easily, and is applicable to all kinds and sizes of screen doors. Can be attached to either upper or lower panel of door.

No. 21. Length 21 in., per gross, \$12.50 One dozen in a box, with screws

TURNBUCKLES

Harper



Galvanized

Nos.	34	54
Length, in.	4	5 1/2
Screw size, in.	1/8	1/4
Per dozen	\$1.25	2.70

One dozen in a carton

WINDOW SCREEN HANGERS

Stanley



These hangers are easily applied, and permit screens to be hung from inside. They hold the screen firmly, and are designed for full length screens.

No. 1724J. Japanned, per gross sets, \$20.25 No. 1724Z. Sherardized, per gross sets, 27.25 One dozen sets in a box, with screws

SLIDING WINDOW SCREEN SPRINGS

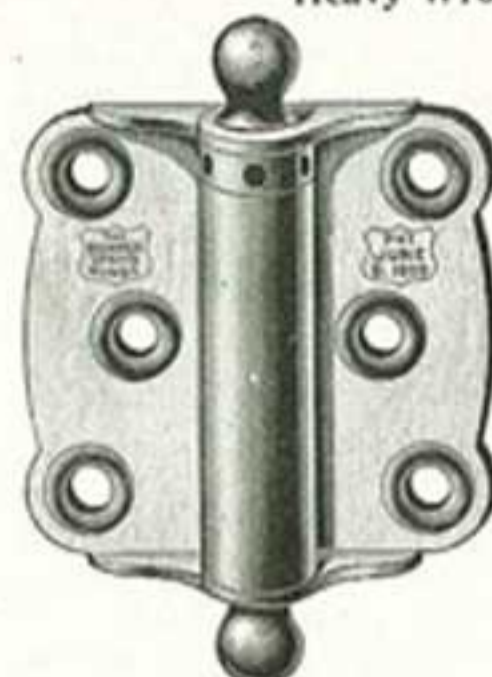


Made of high grade tempered steel, size 3/4 x 3/4 in. No. 101. Japanned, per gross, \$2.30 One gross in a box

SCREEN DOOR SPRING HINGES

Bommer Ball Tip

Heavy Wrought Steel, Planished




Size 3 x 3 in. Made of wrought metal. Non-holdback. Has adjustable tension. The coil spring is entirely enclosed and is made of best oil tempered steel wire. The tension of the spring can be regulated after the hinge is applied to the door. Packed with tension adjuster. Complete with screws.

No. 2100. Japanned dead black, per pair, \$1.40 No. 2103. Dull brass, per pair, 1.80

Heavy Wrought Brass

No. 2112. Dull brass, per pair, 4.20 One pair in a box, with screws

Bommer Detachable



Size 2 1/2 x 2 1/4 in. Has enclosed oil tempered spiral coil spring and can be detached from the door casing without removing screws.

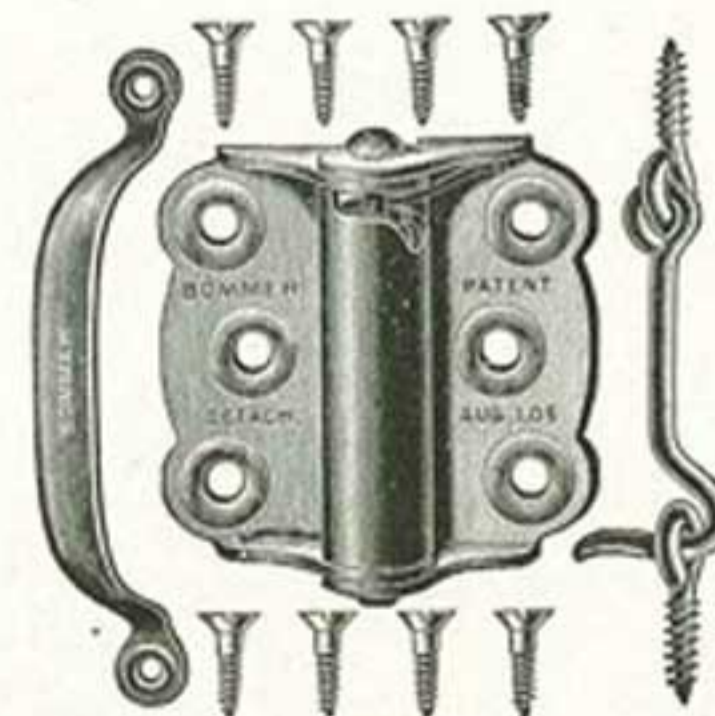
No. 960 without screws, all other numbers with screws to match.

Wrought Steel

No. 960. Japanned bright black, per dozen pairs, \$4.30 One dozen pairs in a box, without screws

SCREEN DOOR SPRING HINGE SETS

Bommer Detachable



In Sets

Set consists of one pair 2 1/2 x 2 1/4 in. wrought steel spring hinges, detachable, one 4 1/4 in. wrought steel door pull, one 2 1/2 in. steel wire gate hook and eye. Complete with wood screws.

No. 1960. Japanned bright black, per dozen sets, \$6.40 No. 1963. Dull brass, per dozen sets, 8.50 No. 1964. Nickel plated, per dozen sets, 9.40 Twelve dozen sets in a case

The New Improved
DAZEY CHURN

Strong, Rigid Frame



The new improved DAZEY frame made of iron and steel is exceptionally strong and rigid. Under severe tests, DAZEY frame stays square and "true."

Round Corners



The new improved DAZEY has a round-cornered and raised-bottom receptacle of improved design. No cream left unchurned in corners. Strong; Sanitary; easily cleaned.

Sanitary Faucet



The new improved DAZEY Metal Churns are equipped with a specially designed sanitary faucet for drawing off the buttermilk and the wash water. This is a valuable feature.



DAZEY HAND CHURNS

Frame strong and rigidly constructed of steel and iron, and finished with double coat of pure aluminum bronze. Receptacle of triple plated charcoal dairy plate, enameled outside. Covers and dasher of hard white maple.

*Note—No. 200 has cork lined, screw cap drain.

NUMBERS	*200	300	400	600	1000
Gross Capacity, gallons	2	3	4	5	10
Churning capacity, gallons	1	1½	2	3	5
Weight, each, crated	15	22	25	35	58

PRICE, each

DAZEY ELECTRIC CHURNS

Motor mounted under base. Gears fully enclosed. Extension cord carried in side rod of Churn.

MOTORS—Either 110 or 220 volt, alternating current motors of 50 or 60 cycles, single phase are furnished as standard equipment. All other motors can be furnished special at an extra charge.

NUMBERS	(Complete with Motor)				(Churns only—no Motor, etc.)			
	250-M	450-M	650-M	1050-M	250-W	450-W	650-W	1050-W
Gross Capacity, gallons	2	4	6	10	2	4	6	10
Churning Capacity, gals.	1	2	3	5	1	2	3	5
Motor, horse power	1/4	1/2	3/4	1 1/2				
Weight, each, crated	65	75	80	100	45	55	60	72

PRICE, each



WASHBOARDS



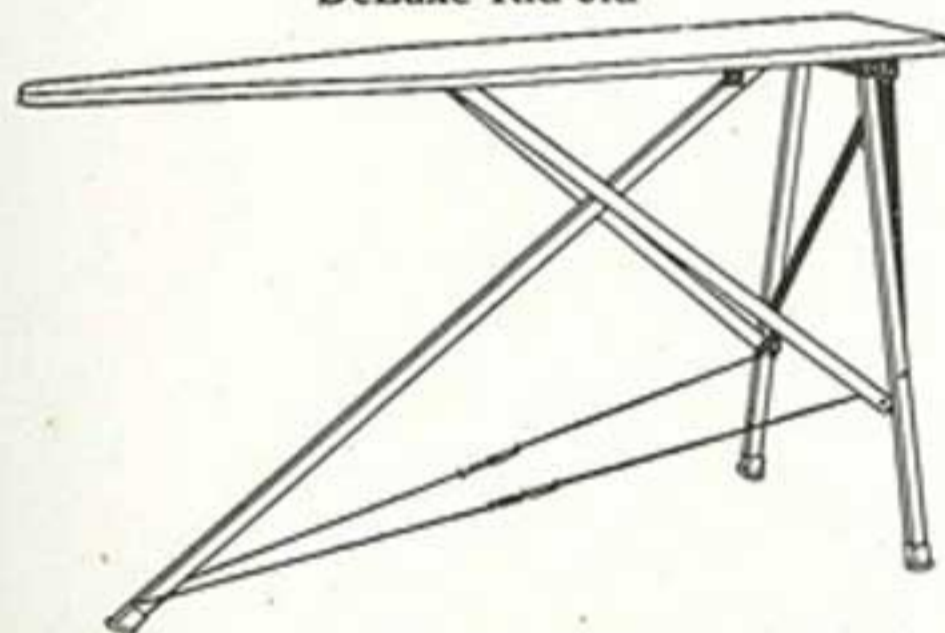
Oval Oaks

Oval oak frame, bolted. Galvanized double rubbing surface 11x12 in. Will not rust or stain clothing. Crimp design assures greatest friction with least effort.

No. 97. Size over all 12¼ x24½ in. . .per dozen, \$6.00
One half dozen in a crate

IRONING TABLES

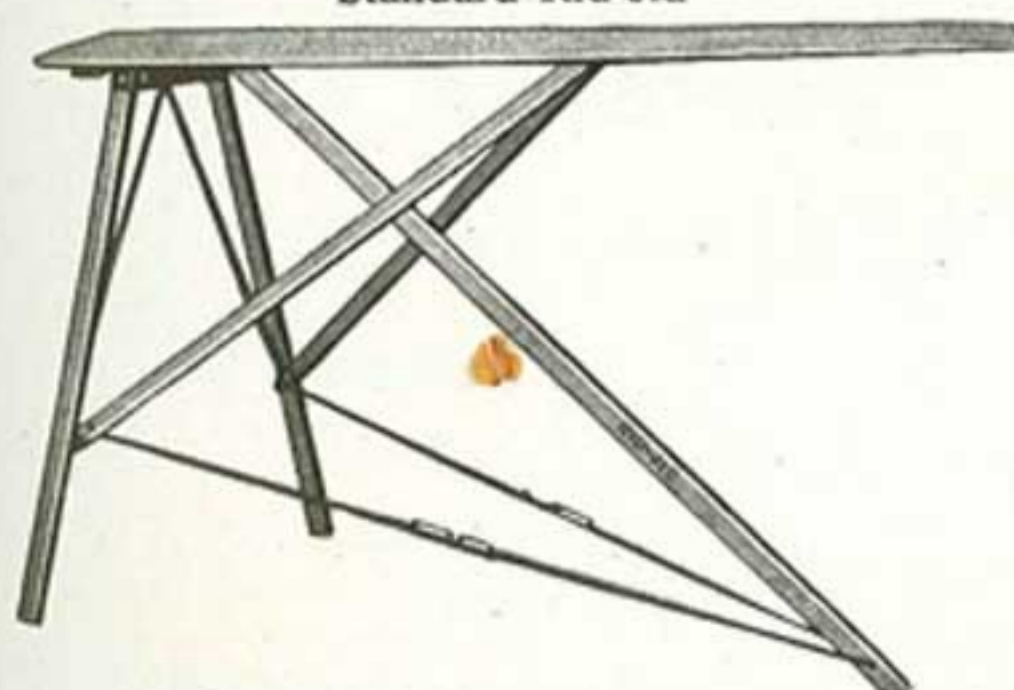
DeLuxe Rid-Jid



Top made of selected kiln dried softwood, robed with a pad, and covered with a white cloth. Moulded hardwood legs, varnished, and have red rubber feet. The patented truss construction gives it absolute rigidity. Each table wrapped in a heavy kraft container.

DeLuxe Rid-Jid. Weight 15½ lbs.each, \$5.00
Two in a bundle

Standard Rid-Jid



Patented truss construction gives this table absolute rigidity. Top of kiln dried softwood, size 15x56 in. Hardwood legs. Each table wrapped in heavy kraft paper container.

Standard Rid-Jid. Weight 15½ lbs.each, \$3.50
Two in a bundle

CLOTHES WRINGERS



Rival Self-Oiling Wood Bearings, Exposed Gears

Hard maple wood frame, bolted and varnished. Hinged apron board. Malleable iron clamps for round tubs only. Standard high grade rubber rolls, guaranteed for one year. Elliptic springs.

No. 100. Size of rolls 10x1¼ in., weight per dozen 244 lbs.each, \$6.00
Three in a carton

WIRE CLOTHES LINES



Four strand, twisted and galvanized

In 40 Ft. Coils

No. 20.per dozen, \$

GASOLINE IRONS

Coleman Self-Heating



No Generating, Lights Instantly

Double pointed nickel plated base, handle frame and lid. Enameled wood handle. Fount and generator of brass. Burner extends length of iron, heating the entire bottom. Heat regulated for light or heavy work. Complete with stand, pump, funnel wrench and directions. Over all dimensions 3¼x10½ in.

No. 3. Weight 6½ lbs.each, \$9.00
One in a carton

CHARCOAL IRONS



A self-heating charcoal iron, single flue. Finished plain or nickel plated.

No. 4. Width 4¼ in., length 6½ in., height 8 in., weight 6 lbs.each, \$

SAND OR FLINT PAPER

Mapbrand



In Sheets 8 1/2 x 10 1/2 In.

Packed in "Neat-pak" cardboard boxes, giving protection to the stock. Special drawer-like box makes every sheet instantly available without disturbing the shelf arrangement.

Nos.	00	0	1/2	1
Sheets in box	100	100	100	75
Per 100 sheets	\$2.00	2.00	2.20	2.45
Nos.	1 1/2	2	2 1/2	3
Sheets in box	50	50	50	25
Per 100 sheets	\$2.90	3.20	3.50	4.10

EMERY CLOTH

Mapbrand

In Sheets 9x11 In.

Nos.	000	00	0	1/2	1	1 1/2
Sheets in box	75	75	75	75	50	50
Per 100 sheets	\$13.30	13.30	13.30	13.90	14.60	15.30

STEEL WOOL

Sunray



Steel wool is a mass of fine steel fibre, which can be used for cleaning, polishing and removing grease, discoloration, stains, etc., from any metal, crockery, glassware. Also for rubbing down varnished or painted surfaces. The finer grades Nos. 00 and 0 are used for cleaning aluminum ware, No. 1 for fine painted or varnished surfaces, Nos. 2 and 3 for coarse work.

Grades	000	00	0	1/2	1	2	3
Household Size	per dozen	\$1.20	1.20	1.20	1.20	1.20	1.20

One dozen in a carton

DRY GLUE



No. 1302. Ground glue for sizing and kalsomining, etc.per lb., \$0.30

No. 1319. Sheet glue, for all kinds of cabinet work, etc.per lb., .30

WATERPROOF CEMENT



Le Page's

Is a specially prepared cement, suitable for use on china or glassware, that will make an invisible joint and stand hot or cold water. Can also be used on bone, wood, leather and metal.

No. 46. One oz. tubes, per dozen, \$2.40
One dozen in display box.

LIQUID GLUE

Le Page's



Tubes Bottles Patent Cans

Is a strong liquid glue prepared expressly for use in joining wood, leather, glass, marble, china, paper, cloth, ivory or metals and is always ready for use.

No. 27. 1 oz. self-sealing tubes. Weight case 21 lbs.per gross, \$28.80
No. 25. 1 oz. bottles. Weight case 38 lbs.per gross, \$28.80
One dozen in a display box, one gross in a case

In Patent Top Cans

Nos.	30	31	32	33
Capacity per can	1 gill	1/2 pint	1 pint	1 quart
Dozen in a case	3	2	1	1
Weight case, lbs.	17	21	18	37
Per dozen	\$3.60	6.00	10.20	18.00

Chase's



Tubes Bottles

A high grade glue for use in joining wood, leather, glass, paper, cloth, etc. Always ready for use.

Chase. 1 oz. tubesper dozen, \$1.20
Chase. 1 oz. bottlesper dozen, 1.20
One dozen in a display box

SPREADER PASTE

Le Page's

In Rubber Spreader Tube

Tube has rubber spreader tip which spreads the paste evenly and efficiently without the use of brush. No cap to unscrew or plug to remove, always ready for use. For school, office or home use.

No. 99.per gross, \$16.20
One gross in a case



LAMINATED PADLOCKS

Brownie No. 1100



1 1/2 inch laminated case—3/4 inch tapered high carbon steel shackle—spring security—2 corrugated keys—15 key changes—cadmium rust-proofed—the only lock in the world with dozens of different displays, one furnished FREE with each half-dozen locks—packed individually, one-half dozen to carton, weight 6 pounds per dozen.

No. 1100—3/4 inch shackle—\$4.00 per dozen NET.

400 Series



A low priced, high quality, popular line. 1 3/4 inch laminated case—high carbon steel shackle—double spring security—2 flat keys, 45 changes—cadmium rust-proofed—packed individually, six to carton. Weight about 7 lbs. per dozen.

No. 400—3/4 inch shackle—\$6.00 per dozen NET.
No. 401—1 1/2 inch shackle—\$6.50 per dozen NET.

300 Series



A high quality case-hardened line. 1 3/4 inch laminated case—case-hardened steel shackle. Triple key security—3 embossed corrugated keys, 75 changes—cadmium rust-proofed. Packed individually, six to carton. Weight 7 to 8 lbs. per dozen.

No. 300—3/4 inch shackle—\$ 9.67 per dozen NET.
No. 301—1 1/2 inch shackle—\$10.33 per dozen NET.
No. 302—2 inch shackle—\$11.00 per dozen NET.
No. 303—2 1/2 inch shackle—\$11.67 per dozen NET.

Padlocks with Chain



Ten inch strong chain with special brass collar, packed with staple, cadmium rust-proofed. Regular stock only on locks with 3/4 inch shackle—may be had special on any Master Padlock at only 10c net per lock additional.

CHAIN ATTACHMENT

No. 300C—Weight 8 lbs. \$10.87 per doz. NET.
No. 400C—Weight 8 lbs. \$7.20 per doz. NET.
No. 500C—Weight 7 lbs.—\$5.20 per doz. NET.
No. 907C—Weight 11 lbs. \$15.34 per doz. NET.
No. 905C—Weight 11 lbs. \$13.34 per doz. NET.

Safety Hasp



No. 704—the only safety hasp with case hard staple. Staple of heavy one-piece steel stamping. Cadmium rust-proofed throughout. Weight 6 1/2 lbs. per dozen.

\$2.40 per dozen NET.

No. 310 Tire Lock



A high quality case-hardened tire lock offering unusual strength and security. 1 3/4 inch laminated case, adjustable case-hardened steel shackle—double LEVER security—3 embossed corrugated keys, 45 changes—cadmium rust-proofed. Packed individually, six to carton. Weight 7 lbs. per dozen.

\$9.67 per dozen NET.

No. 410 Tire Lock



One of the most popular sellers on the market. 1 3/4 inch laminated case—adjustable high carbon steel shackle—double LEVER security—2 embossed flat keys, 30 changes—cadmium rust-proofed. Packed individually, six to carton. Weight 7 lbs. per dozen.

\$7.25 per dozen NET.

Bicycle Locks (*New)

A very high quality line. Very suitable for Oil Station Pumps and Intake, Contractor's Equipment, Motorcycles, Bicycles, Trucks, Sea Bags, and many other uses.

No. 317



1 3/4 inch laminated case—seven inch adjustable case-hardened steel shackle—double brass lever security—cadmium rust-proofed—three embossed corrugated steel keys—45 key changes—packed individually, six to a carton. Weight 10 lbs. per dozen.

No. 317—7 inch adjustable shackle. \$10.20 per dozen NET.

No. 417

Same as No. 317 except it has 2 flat embossed steel keys—30 key changes.

No. 417—7 inch adjustable shackle. \$7.52 per dozen NET.

Hasplocks



A very handy unit combining a padlock slide bolt and a heavy steel safety hasp. Length of hasp 7 1/2 inches—size of lock 1 3/4 inches. Weight 14 lbs. per dozen.

No. 350—Triple key security—3 heavy corrugated embossed keys—75 changes.

\$15.00 per dozen NET.

No. 450—Double spring security—2 flat embossed keys—45 changes \$11.00 per dozen NET.

Price Only
Cents

MASTER
TRADE MARK

The only
**LAMINATED
PADLOCK**

The Strongest Padlock Ever Built!
Plates of Steel Forged Together
Under Fifty Tons Pressure
Stronger Than A SOLID Block of Steel

**LAMINATED
PADLOCK
No. 500**

**LAMINATED
PADLOCK
No. 500**

**LAMINATED
PADLOCK
No. 500**

**LAMINATED
PADLOCK
No. 500**

**LAMINATED
PADLOCK
No. 500**

**LAMINATED
PADLOCK
No. 500**


Built Like A Bank Vault Door

No. 500 Junior
1 3/4 inch laminated case—
high carbon steel shackle
—double spring security
—2 flat steel keys—15
key changes—cadmium
rust-proofed—packed in-
dividually, six to an at-
tractive display carton.
Weight 6 lbs. per dozen.
No. 500—3/4 inch shackle
—\$4.00 per dozen NET.

For QUICK Sales! Each half dozen Master JUNIOR Padlocks is packed in a very beautiful three-colored display box with a neat space provided for price marking. It has a sturdy easel underneath which tilts the display to "hit the eye." The cover folds attractively into a neat, beautiful display stand.

No charge whatever for display

LAMINATED  PADLOCKS



MASTER TIRE-CHAIN LOCK No. 600

The very latest type—with special sizes for the New Ford and Chevrolet. Strength beyond compare, attractively RICH in appearance—and priced low for FAST sales—

9/32 inch electrically welded high carbon steel chain.

Cyanide case-hardened throughout.

Specially designed SUPER Master Laminated Padlock with heavy brass lever grip at heel and toe. Three strong corrugated embossed keys with each unit.

Its heavy patented laminated connecting link fits snugly into the shackle. It cannot be pried or pounded open.

Cadmium Rust-proof throughout—the greatest rust preventative known to Science today. Has a heavy cover of the very best grade DuPont Fabricoid which will stand extreme hard wear.


**The Strongest Tire-
Locking Unit Ever
Built!**

Made in FIVE Sizes

No.	Length	Each List
624	24"	\$3.36
627	27"	3.36
630	30"	3.60
636	36"	3.86
642	42"	4.14

OVER 

LAMINATED  PADLOCKS



MASTER TIRE LOCK DISPLAY

This is a very beautiful 3-ply birch veneer panel. A board built to sell locks FAST! Rich 4 color lithographed label. Sturdy wood easel. Our own specially designed CONVENIENT key hangers. Size 10" x 14". No charge whatever is made for the display board itself—prices quoted are your regular prices for the padlocks themselves.

Display No. 31

Has six high quality case-hardened No. 310 tire locks mounted which offer unusual strength and security. 1 1/4 inch laminated case, adjustable case-hardened steel shackle—double LEVER security—3 embossed corrugated keys, 45 key changes—Cadmium rust-proofed. Packed in special carton—weight 6 lbs.

Price only \$9.68 LIST

Display No. 41

Has six No. 410 tire locks mounted. One of the most popular sellers on the market. 1 1/4 inch laminated case—adjustable high carbon steel shackle—double LEVER security—2 embossed flat keys, 30 key changes—Cadmium rust-proofed. Packed in special cartons—weight 6 lbs.

Price only \$7.26 LIST

PADLOCKS
Yale



Pin Tumbler Mechanism

Cast bronze case, fine wheel finish, wrought steel nickel plated self-locking spring shackle, two nickel bronze keys with gold plated bows to each lock, five pin tumblers, unlimited changes.

Nos.	830	840
Size, in.	1 1/2	1 3/4
Per dozen	\$30.00	\$36.60

One half dozen in a box

With Chain



Same as above except with 9 inches of No. 8B bronze sash chain.
No. 850 1/2. Size 2 in.per dozen, \$47.40
One half dozen in a box



Pin Tumbler Mechanism

Malleable iron case, bower-barffed with galvanized steel discs inserted in sides of case; wrought steel galvanized self-locking spring shackle; four pin tumblers, two nickel bronze keys with gold plated bows to each lock, 3000 changes.

No. 726. Size 2 1/4 in.per dozen, \$24.00
One half dozen in a box



Pin Tumbler Mechanism
Master Keyed in Sets

Steel case bower-barffed, steel nickel plated self-locking spring shackle, four pin tumblers, two nickel bronze keys, 144 changes. Master keyed in sets of six locks or more.

No. 745SMK. Size 2 in.per dozen, \$30.60
One half dozen in a box



Pin Tumbler Mechanism

Cast iron case, bower-barffed; buffed bronze self-locking spring shackle; two nickel plated flat steel keys to each lock; four pin tumblers, 144 changes.

No. 805E. Size 2 in.per dozen, \$22.80
One half dozen in a box



Lever Tumbler Mechanism

Cast bronze case and shackle, fine wheel finish, self-locking shackle, three lever tumblers, two nickel bronze keys, 48 changes.

No. 815. Size 1 in.per dozen, \$22.80
One half dozen in a box

PADLOCKS
Yale



Lever Tumbler Mechanism

Malleable iron case, galvanized, nickel plated self-locking steel shackle, four lever tumblers, two nickel plated flat steel keys to each lock, 144 changes.

No. 485. Size 2 in.per dozen, \$18.00
One half dozen in a box



Warded Mechanism

Annealed iron case, bower-barffed finish with copper plated steel discs, copper plated steel self-locking spring shackle, two nickel plated flat steel keys, 6 changes.

No. 324. Size 1 1/4 in.per dozen, \$7.80
One half dozen in a box



Warded Mechanism

Cast iron case, bower-barffed finish with galvanized steel discs, steel self-locking spring shackle, galvanized, two nickel plated flat steel keys, 6 changes.

No. 326. Size 2 1/4 in.per dozen, \$9.60
One half dozen in a box



Warded Mechanism

Cast iron case, bower-barffed; steel self-locking spring shackle; nickel plated, two nickel plated corrugated steel keys to each lock, 6 changes.

No. 235. Size 2 1/4 in.per dozen, \$6.96
One half dozen in a box



Warded Mechanism

Wrought steel case, brass plated, steel self-locking spring shackle, nickel plated, two corrugated nickel plated steel keys, 6 changes.

No. 115X. Size 2 in.per dozen, \$4.80
One dozen in a box

INSIDE DOOR MORTISE LOCK SETS

Sectional



Wrought Brass


Lock—Japanned iron case $3\frac{1}{2} \times 3\frac{1}{4}$ in., $\frac{3}{8}$ in. thick; backset, face to center of keyhole, $2\frac{1}{4}$ in.; spacing, hub center to key-hole center, $2\frac{1}{8}$ in.; iron hub, for $\frac{1}{8}$ in. straight spindle; front, flat, size $5\frac{1}{4} \times 3\frac{1}{8}$ in.; strike, center of opening to end of lip, 1 in.; free action, free action latch bolt; reverse, by removing cap; keys, one, nickel plated, 12 changes.

Knobs—One pair, wrought brass No. 1762, size $2\frac{1}{4}$ in. round with wrought brass roses and $\frac{1}{8}$ in. straight spindle.

Key Plates—Two, wrought brass No. 710 size $1\frac{1}{2} \times 1\frac{1}{2}$ in. No. OB1051L. Dull brass, polished.....per set, \$2.30
One set in a box, with screws

RIM KNOB LOCK SETS

For Inside Doors



Lock—Japanned iron plain case with slide bolt, size $4 \times 3\frac{1}{4}$ in., complete with one pair of knobs and japanned key escutcheon.

No. 994B. Brass bolts, round brass nickel plated key, porcelain knobs.....per dozen sets, \$14.30
One quarter dozen sets in a box, with screws



Lock—Japanned iron case with stop, size $4 \times 3\frac{1}{4}$ in.; patent lever, complete with one pair knobs and japanned key escutcheon.


No. 0021 $\frac{1}{2}$ A. Iron bolts, round iron brassed key, mineral knobs.....per dozen sets, \$ 7.90

No. 0021 $\frac{1}{2}$ B. Iron bolts, round iron brassed key, porcelain knobs.....per dozen sets, 8.10

No. 109 $\frac{1}{2}$ A. Galvanized case, brass bolts, round brass nickel plated key, mineral knobs.....per dozen sets, 17.00
One quarter dozen sets in a box, with screws

RIM DEAD LOCKS

For Closet Doors




Japanned iron case, size $2\frac{3}{4} \times 2$ in., for right or left hand doors, japanned key escutcheon.

No. 2700. Iron bolt, round iron brassed key.....per dozen sets, \$3.84
One dozen in a box, with screws

DOOR KEYS

Skeleton



Half Size Cut

No. 151B. Malleable iron.....per 100, \$4.30
Fifty in a box

DOOR KNOBS

Mineral

Round, Rim



Plain mineral knobs, diameter $2\frac{1}{4}$ in.; iron shanks, plain roses, $\frac{1}{8}$ in. straight spindle.

No. 141 $\frac{1}{2}$. Japanned mountings.....per pair, \$0.30
Six pair in a box, with screws



Porcelain

Round, Mortise

Plain porcelain knobs, diameter $2\frac{1}{4}$ in.; iron shanks, plain roses, $\frac{1}{8}$ in. straight spindle.

No. 242 $\frac{1}{2}$. Japanned mountings.....per pair, \$0.35
Six pair in a box, with screws



Glass

Octagon, Mortise

Pressed glass knobs; bronze mountings; $\frac{1}{8}$ in. straight spindles, Model F.

Clear Glass, Size 1 $\frac{1}{4}$ Inch

No. OB3133. Dull brass, polished.....per pair, \$1.65

Clear Glass, Size 2 $\frac{1}{4}$ Inch

No. OB3033. Dull brass, polished.....per pair, 1.65
Two pair in a box, with screws



Wrought Bronze

Round, Mortise

Wrought bronze knobs, diameter $1\frac{1}{4}$ in., bronze mountings; $\frac{1}{8}$ in. straight spindles.

No. OB1760. Dull brass, polished.....per pair, \$1.00
Six pair in a box, with screws

KEY PLATE ESCUTCHEONS

Wrought Brass, Size 1 $\frac{1}{2} \times 1\frac{1}{2}$ In.

No. OB710. Dull brass, polished....per 100, \$10.00

Twenty-five in a box, with screws

Tarlton Design

Wrought Bronze, Size 2x1 $\frac{1}{4}$ In.

No. OB870TC. Dull brass, polished...each, \$0.10
One in a box, with screws

DOOR KNOB SPINDLES

Straight Spindles



No. 32 $\frac{1}{2}$, Model F One End
No. 32 $\frac{1}{2}$. $\frac{1}{8}$ in. steel, $3\frac{3}{4}$ in. long.....each, \$0.12

Swivel Spindles



No. 31 $\frac{1}{2}$, Model F One End
No. 31 $\frac{1}{2}$. $\frac{1}{8}$ in. steel, $4\frac{1}{2}$ in. long.....each, \$0.30

KNOB SCREWS



No. 3. Blued steel, size $\frac{3}{8}$ -9.....per 100, \$0.27
One hundred in a box

DOOR KNOCKERS

For Entrance Doors



Cast Brass

Size 6x3 in.

No. B6. Highly polished.....each, \$2.50
One in a box, with machine screws and washers



Cast Brass

Size 8 $\frac{1}{4} \times 2\frac{3}{8}$ in.

No. B5. Highly polished.....each, \$3.00
One in a box, with machine screws and washers



Cast Brass

Size 7 $\frac{1}{2} \times 3\frac{3}{8}$ in.

No. B7. Highly polished.....each, \$4.00
One in a box, with machine screws and washers.



Cast Brass

Size 5 $\frac{1}{4} \times 3\frac{1}{4}$ in.

No. B8. Highly polished.....each, \$4.00
One in a box, with machine screws and washers.



Cast Brass

Size 6 $\frac{1}{4} \times 4\frac{1}{4}$ in.

No. B9. Highly polished.....each, \$6.00
One in a box, with machine screws and washers.

For Chamber and Guest Room Doors



Cast Brass

Size 4 $\frac{1}{2} \times 2$ in.

No. B34. Highly polished.....each, \$2.00
One in a box, three in a carton, with machine screws and washers.

DOOR BELLS

Rotary Stroke with Turn Plates



Turn No. 255TC

Bell No. 83 $\frac{1}{2}$

Electric stroke, rotary movement; cast bell metal bell, diameter $3\frac{1}{2}$ in., complete with turn and plate, made of wrought bronze, size $1\frac{3}{8} \times 3\frac{3}{4}$ in.

No. OB255TCxN83 $\frac{1}{2}$. Dull brass plate and turn, nickel plated bell.....each, \$2.30
No. AB255TCxN83 $\frac{1}{2}$. Antique copper plate and turn, nickel plated bell.....each, \$2.30
One in a box, with screws



Turn No. 250TC



Bell No. 63

Electric stroke, rotary movement; wrought steel bell, diameter 3 in., complete with turn and plate, made of wrought steel, size $1\frac{3}{8} \times 3\frac{3}{4}$ in.

No. OB250TCxN63. Dull brass plate and turn, nickel plated bell.....each, \$1.20
No. AB250TCxN63. Antique copper plate and turn, nickel plated bell.....each, \$1.20
One in a box, with screws

LETTER BOX PLATES



Wrought Steel, with Outside and Inside Plates

Size of plate $2\frac{1}{2} \times 6\frac{3}{4}$ in., size of opening $1 \times 4\frac{1}{8}$ in.
No. OB2256. Dull brass, polished.....each, \$0.66
No. AB2256. Antique copper, polished.....each, .66
Two in a box, with screws




PUSH PLATES

Plate Glass

Crystal glass with beveled edges, size 3x12 in.

Per dozen \$6.00
One sixth dozen in a box, with screws

WROUGHT STEEL BUTTS
Loose Pin Ball Tip Butts



Made of planished cold rolled steel. The ball tip and pin are made in one piece. Pin is non-rising and closely fitted in the knuckle. All sizes have five knuckles in the joint.

Planished and Plated
No. 241F Dull Brass

Size open, in.	3x3	3 1/2 x 3 1/2	4x4	4 1/2 x 4 1/2	5x5
Per pair	\$0.55	.60	.75	1.10	1.95

No. 241D2 Antique Copper

Size open, in.	3x3	3 1/2 x 3 1/2
Per pair	\$0.55	.60

No. 241N Nickel Plated

Size open, in.	3 1/2 x 3 1/2	4x4
Per pair	\$0.80	.95

Sherardized and Plated


No. Z241F Dull Brass

Size open, in.	3x3	3 1/2 x 3 1/2	4x4	4 1/2 x 4 1/2
Per pair	\$1.10	1.25	1.45	2.30

No. Z241N Nickel Plated

Size open, in.	3 1/2 x 3 1/2
Per pair	\$1.45

Loose Pin Light Ball Tip Butts



For use on light doors such as china closets, medicine cases, book cases, etc. Ball tip and pin made of one piece of steel, has five knuckles in the joint.

Planished and Plated
No. 289F Dull Brass


Size open, in.	2x2	2 1/2 x 2	2 1/2 x 2 1/2
Per dozen pairs	\$3.30	3.60	3.90

No. 289N Nickel Plated

Size open, in.	2x2	2 1/2 x 2
Per dozen pairs	\$4.60	4.90

One half dozen pairs in a box, with screws

Loose Pin Reversible Broad Butts




These butts are swaged and have oval head loose pins. The 3 1/2 x 3 1/2 and larger have five knuckles in the joint, 3x3 have three knuckles.

No. 804, Bright Finish, Without Screws

Size open, in.	3x3	3 1/2 x 3 1/2	4x4	4 1/2 x 4 1/2	5x5
Dozen pairs in a box	1	1/2	1/2	1/4	1/4
Per dozen pairs	\$4.30	5.75	7.45	10.15	13.60

WROUGHT STEEL BUTTS
Loose Pin Reversible Broad Butts




Oval head loose pins. All sizes have five knuckles in the joint.

No. 1334 Galvanized With Brass Pins

Size open, in.	3x3	3 1/2 x 3 1/2	4x4	4 1/2 x 4 1/2
Per dozen pairs	\$11.75	16.50	22.15	26.75

3x3 to 4x4, one half dozen pairs, 4 1/2 x 4 1/2, one quarter dozen pairs in a box, with screws.

Loose Pin Light Narrow Butts




These butts may be reversed by removing the oval head loose pin. The 2 1/2 in. and larger have five knuckles in the joint, 2 in. have three knuckles.

No. 840, Bright Finish, Without Screws

Size length, in.	2	2 1/2	3
Width open, in.	1 1/8	1 1/4	1 1/2
Per dozen pairs	\$1.80	2.05	2.85

One dozen pairs in a box

Tight Pin Light Narrow Butts



The 3 in. have five knuckles at the joint, smaller sizes have three.

No. 838, Bright Finish, Without Screws

Size length, in.	1	1 1/2	2	3
Width open, in.	1	1 1/8	1 1/4	1 1/2
Per dozen pairs	\$0.65	1.05	1.50	2.50

One dozen pairs in a box

Planished and Plated

No. 1317, Galvanized With Brass Pins

Size length, in.	1 1/2	2
Width open, in.	1 1/8	1 1/4
Per dozen pairs	\$3.60	4.05

One dozen pairs in a box, with screws




TABLE HINGES

No. 810, Wrought Steel
Bright Steel, Flush Riveted

No. 810. Length of joint 1 1/2 in., width open 3 1/2 in., width long leaf 1 1/4 in., width short leaf 1 1/8 in., six screw holes for No. 8 wood screws. per doz. pairs, \$2.00
One dozen pairs in a box

SPRING BUTT HINGES



Bommer Double Acting

Planished steel with ball tips, best tempered steel wire springs entirely enclosed in the barrel so as to be protected from moisture and grit. Bearings are enclosed in the barrel and are formed by the spring bottom and the tension adjustment working on the ball tips. All parts extra heavily plated and carefully fitted.

Length of Flanges, Inches	For Doors Thickness, Inches	Use Hanging Strip, In.	Dead Black		Dull Brass	
			No.	Per Pair	No.	Per Pair
3	3/4 to 1	3/2	29	\$3.70	629	\$5.00
4	3/4 to 1 1/4	5/8	30	4.40	630	6.00
5	1 1/8 to 1 1/2	5/8	633	7.00

One pair in a box, with screws

Directions for Selecting the Proper Size Hinge

Size of Hinge Required	For Doors (Minimum)		For Doors (Maximum)	
	Thick	Width	Thick	Width
3	3/4"	2'2"	1"	2'0"
4	3/4"	2'4"	1 1/4"	2'2"
5	1 1/8"	2'6"	1 1/2"	2'3"

Above directions apply to doors made of white pine or other soft wood. For hardwood doors, plate glass doors, metal covered doors, doors having heavy hardware or kick plates, or doors exposed to drafts, always use the largest size hinge which thickness of door will permit.

DOUBLE ACTING SPRING HINGES



Cast Iron, Knob Tips

Japanned finish. Visible oil tempered steel wire coil springs. Is an excellent hinge that swings both ways, not only for screen doors, but any ordinary light door.

No. 1165. 3 inch, for doors 1 to 1 1/2 inches thick. per doz. pairs, \$8.00

One half dozen pairs in a box, without screws

ORNAMENTAL SURFACE HINGES

Shell Pattern



Wrought Steel, Plated

Full surface

Length of joint 3/8 inch, extreme width when open 1 1/8 inches.

No. 1484N. Nickel plated.....per dozen pairs, \$1.90
One dozen pairs in a box, with screws



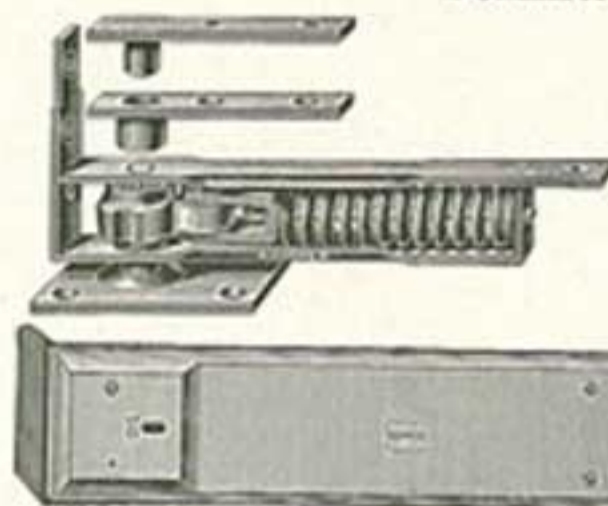
Wrought Steel, Planished and Plated

Full surface

Length of joint 1 1/2 in., extreme width when open, 2 1/2 inches.

No. 1475N. Nickel plated.....per dozen pairs, \$2.80
No. 1475F Dull brass.....per dozen pairs, 2.30
One dozen pairs in a box, with screws

FLOOR SPRING HINGES
Bommer



Planished Steel, Ball Bearing

Double acting, adjustable tension and positive holdback from 90 degrees on. The frame and floor plate, made from heavy wrought steel, the spring from the best oil tempered spring steel. Constructed so

that when in practical use the entire weight of the door is carried on hardened steel ball bearings set in hardened cups.

For Doors 1 1/8 to 1 3/4 Inches Thick

No. 4002. Antique copper.....per set, \$2.00
No. 4003. Dull brass.....per set, 2.00

One set in a box, with screws



TRANSOM LIFTERS

Automatic Grip

Either Right or Left Hand

With automatic grip lifters, transoms can be opened easily, and locked in any position desired. The guides for the rod are placed so as to act as stops, preventing the rod from pulling out when the transoms are opened full width. Can also be applied to transoms working vertically, and suitable for either right or left hand without changing any of the parts. For transoms hung at the top, opening in; and transoms pivoted in the center, opening in.


1/4 Inch Steel Rod, for Light Weight Transoms

Length, ft. 3
No. AB251. Antique copper.....each, \$0.68

5/16 Inch Steel Rod, for Medium Weight Transoms

Length, ft. 4
No. OB253. Dull brass.....each, \$0.90
No. AB253. Antique copper.....each, .90


TRANSOM CATCHES



Wrought Steel

Size without strike 1 1/2 x 1 1/2 in.; with box strike.

No. OB2434. Dull brass.....per dozen, \$2.75
No. AB2434. Antique copper.....per dozen, 2.75
One dozen in a box, with screws



No. 82

FIR DOORS

No. 82

1 3/8 in. No. 2 Grade

Stiles 4 1/2 in. Top Rail 4 1/2 in. Lock Rail 8 in. Bottom Rail 9 1/2 in.

Sticking Bead and Cove
Three ply Laminex Panels.

Size	Each	Size	Each
1' 6" x 6' 8"	\$6.50	2' 6" x 6' 6"	\$7.40
2' x 6"	6.10	2' 6" x 6' 8"	7.50
2' x 6' 6"	6.40	2' 8" x 6' 8"	7.85
2' x 6' 8"	6.50	2' 10" x 6' 10"	8.70
2' 4" x 6' 8"	7.20	3' 0" x 7' 0"	9.20

No. 5X Panel

1 3/8 in. No. 2 Grade

Stiles 4 1/2 in. Top Rail 4 1/2 in. Intermediate Rails 4 1/2 in. Bottom Rail 9 1/2 in.

Sticking Bead and Cove
Three ply flat Laminex Panels

Size	Each	Size	Each
2' x 6"	\$6.10	2' 4" x 6' 8"	\$7.20
2' x 6' 6"	6.40	2' 6" x 6' 6"	7.40
2' x 6' 8"	6.50	2' 6" x 6' 8"	7.50
2' x 6' 10"	6.95	2' 8" x 6' 8"	7.85
2' x 7"	7.05	2' 10" x 6' 10"	8.70
		3' x 7"	9.20

No. 5X Panel

1 3/8 in. No. 3 Grade

Size	Each	Size	Each
2' x 6"	\$6.10	2' 4" x 6' 8"	\$7.20
2' x 6' 6"	6.40	2' 6" x 6' 6"	7.40
2' x 6' 8"	6.50	2' 6" x 6' 8"	7.50
2' x 6' 10"	6.95	2' 8" x 6' 8"	7.85
2' x 7"	7.05	2' 10" x 6' 10"	8.70
		3' x 7"	9.20

No. 5X Panel

1 3/8 in. Mill Run

Size	Each	Size	Each
2' x 6"	\$5.55	2' 10" x 6' 10"	\$7.85
2' 6" x 6' 6"	6.65	3' x 7"	8.30
2' 8" x 6' 8"	7.10		

Laminex Belle Porte F

1 3/8 in. Flat Grain

Stiles 4 1/2 in. Top Rail 4 1/2 in. Bottom Rail 9 1/2 in.
Insert frame vertical grain solid fir.

Three ply Laminex Panel

Size	Each	Size	Each
1' 6" x 6' 8"	\$6.50	2' 6" x 6' 6"	\$7.40
2' x 6"	6.10	2' 8" x 6' 8"	7.85
2' x 6' 8"	6.50	2' 10" x 6' 10"	8.70

No. 162

Stiles 4 1/2 in. Top Rail 4 1/2 in. Lock Rail 4 1/2 in. Muntin 4 1/2 in. Bottom Rail 9 1/2 in. Bars between glass 1/2 in. Glass Beads tacked in. Sticking Bead and Cove. Three ply Laminex Panels.

No. 2 Grade, Glazed, Four Vertical Lights

1 3/8 Inch

Size	Each	Size	Each
2' 10" x 6' 10"	\$8.70	3' x 7"	9.20


1 3/4 Inch

Size	Each	Size	Each
2' 10" x 6' 10"	\$11.10	3' x 7"	11.70


No. 2 Grade, Glazed, Eight Lights

Size	Each	Size	Each
2' 8" x 6' 8"	\$7.85	2' 10" x 6' 10"	\$11.10
2' 10" x 6' 10"	8.70	3' x 7"	11.70
3' x 7"	9.20		


Belle Porte F



No. 5-X Panel



No. 162
8 Lights



No. 117

GLAZED FIR DOORS

No. 117

1 3/8 Inch, No. 3 Grade

Stiles 4 1/2 in. Top Rail 5 1/2 in. Lock Rail 5 1/2 in. Bottom Rail 9 1/2 in. Intermediate Rails 3 1/2 in. Sticking Bead and Cove. Glass Beads tacked in. Three ply Laminex Panels.


Size	Each	Size of Glass, In.
2' 6" x 6' 6"	\$7.40	21 1/2 x 24
2' 8" x 6' 8"	7.85	23 1/2 x 26
2' 10" x 6' 10"	8.70	25 1/2 x 28
3' x 7"	9.20	27 1/2 x 30

No. 118


1 3/8 Inch, No. 3 Grade

Stiles 4 1/2 in. Top Rail 5 1/2 in. Lock Rail 5 1/2 in. Bottom Rail 9 1/2 in. Intermediate Rails 3 1/2 in. Sticking Bead and Cove. Glass Beads tacked in. Three ply Laminex Panels.

Size	Each	Size of Glass, In.
2' 8" x 6' 8"	\$7.85	23 1/2 x 34
2' 10" x 6' 10"	8.70	25 1/2 x 36
3' x 7"	9.20	27 1/2 x 38



No. 118



No. 1535

No. 1535

1 3/8 Inch, No. 2 Grade

15 Lights

Stiles 4 1/2 in. Top Rail 4 1/2 in. Bottom Rail 9 1/2 in. Bars 1/2 in. Sticking Bead and Cove. Glass Beads tacked in.


Size	Each	Size of Glass, In.
2' 6" x 6' 6"	\$7.40	6 1/2 x 12 1/2
2' 6" x 6' 8"	7.50	
2' 8" x 6' 8"	7.85	7 1/2 x 13
2' 10" x 6' 10"	8.70	8 1/2 x 13 1/2
3' x 7"	9.20	8 3/4 x 13 1/2

Sawbuck Garage Doors

1 3/4 Inch, 8 Lights

Stiles 5 1/2 in. Top Rail 5 1/2 in. Lock Rail 5 1/2 in. Bottom Rail 9 1/2 in. Bars between glass 1/2 in.

Size	Each	Size of Glass, In.
4' x 8"	\$10.00	9 x 16



Garage Door

