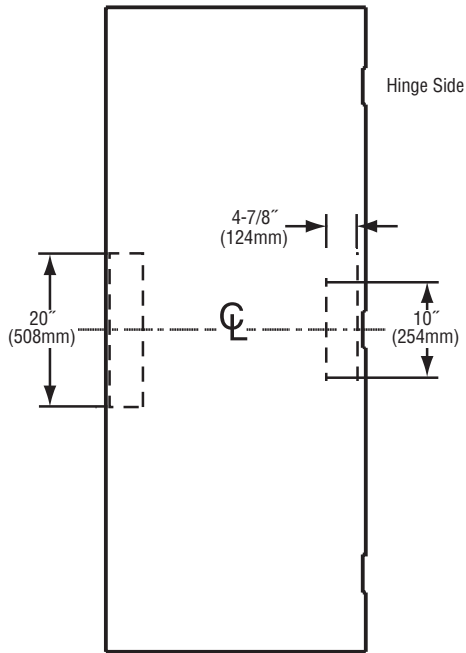


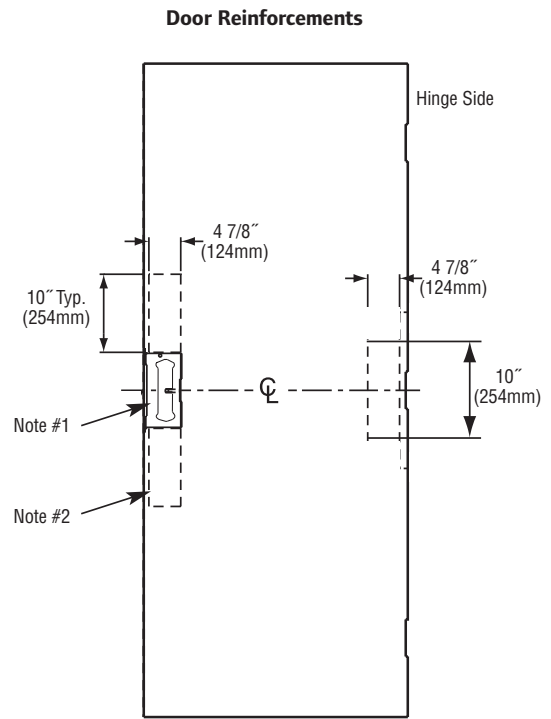
### RIM Panic Prep

- For surface Rim Panic Devices



#### RPD

for Rim Panic Reinforcements only



#### RPD variations

Rim Panic reinforcements on hinge side with Standard lock prep and reinforcement

Full lock prep options:

- 86R** = 86 lock prep for full escutcheon trim
- 61LR** = 61L lock prep for lever trim
- 160R** = 160 lock prep for knob trim
- 161R** = 161 lock prep for knob trim

Edge only lock prep options:

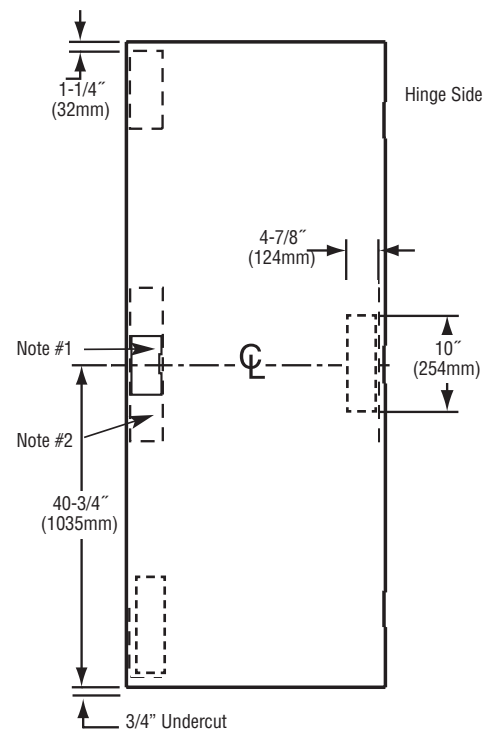
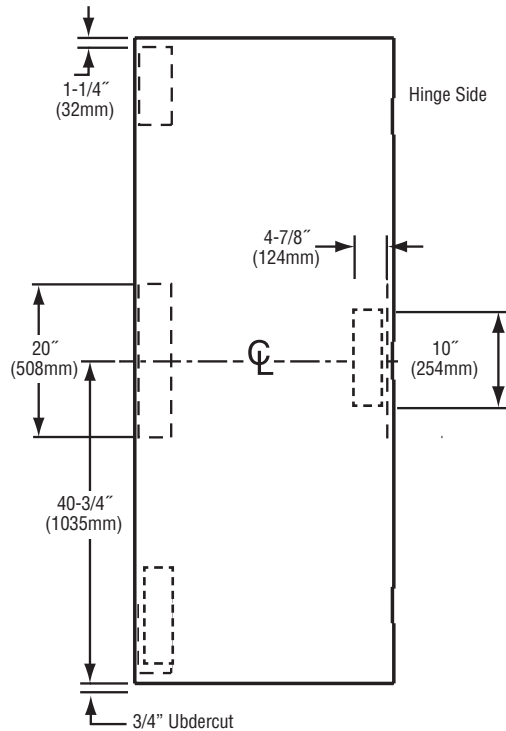
- 86EDR** = 86 lock prep with edge prep only
- 161EDR** = 161 lock prep with edge prep only
- 160EDR** = 160 lock prep with edge prep only

Notes:

1. RPD variation preps include the primary (standard) lock prep as specified.
2. Primary lock ordering codes suffixed with the letter "R" (i.e. 86R, 86EDR) include additional exit reinforcements above and below the primary reinforcements

## Vertical Rod Prep

- For surface Vertical Rod Panic Devices



### VRPD

for Vertical Rod Panic Reinforcements only

Prep options are not available

### VRPD variations

Vertical Rod Panic reinforcements on hinge side with standard lock prep and reinforcement

Full lock prep options:

**86V** = 86 lock prep for full escutcheon trim

**61LV** = 61L lock prep for lever trim

**160V** = 160 lock prep for knob trim

**161V** = 161 lock prep for knob trim

Edge only lock prep options:

**86EDV** = 86 lock prep with edge prep only

**161EDV** = 161 lock prep with edge prep only

**160EDV** = 160 lock prep with edge prep only

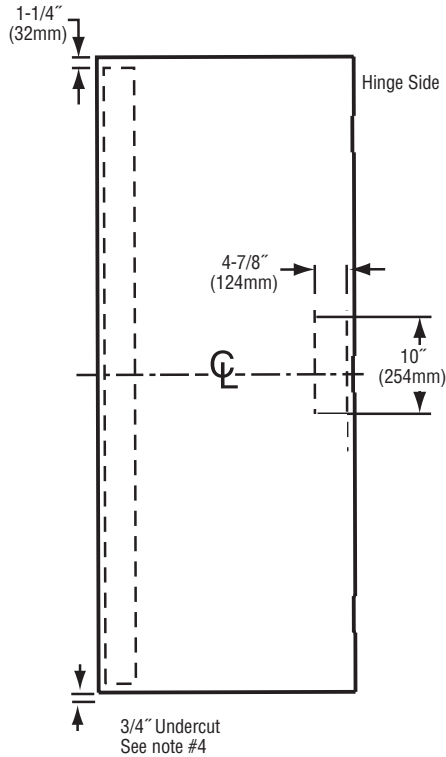
Notes:

1. VRPD variation preps include the primary (standard) lock prep as specified.
2. Primary lock ordering codes suffixed with the letter "V" (i.e. 86V, 86EDV) include additional exit reinforcements above and below the primary reinforcements
3. Prep is located to accommodate Steelcraft's standard 3/4" undercut.  
**If special undercuts are required, it must be specified and prep location will be adjusted accordingly.**

## SPECIAL

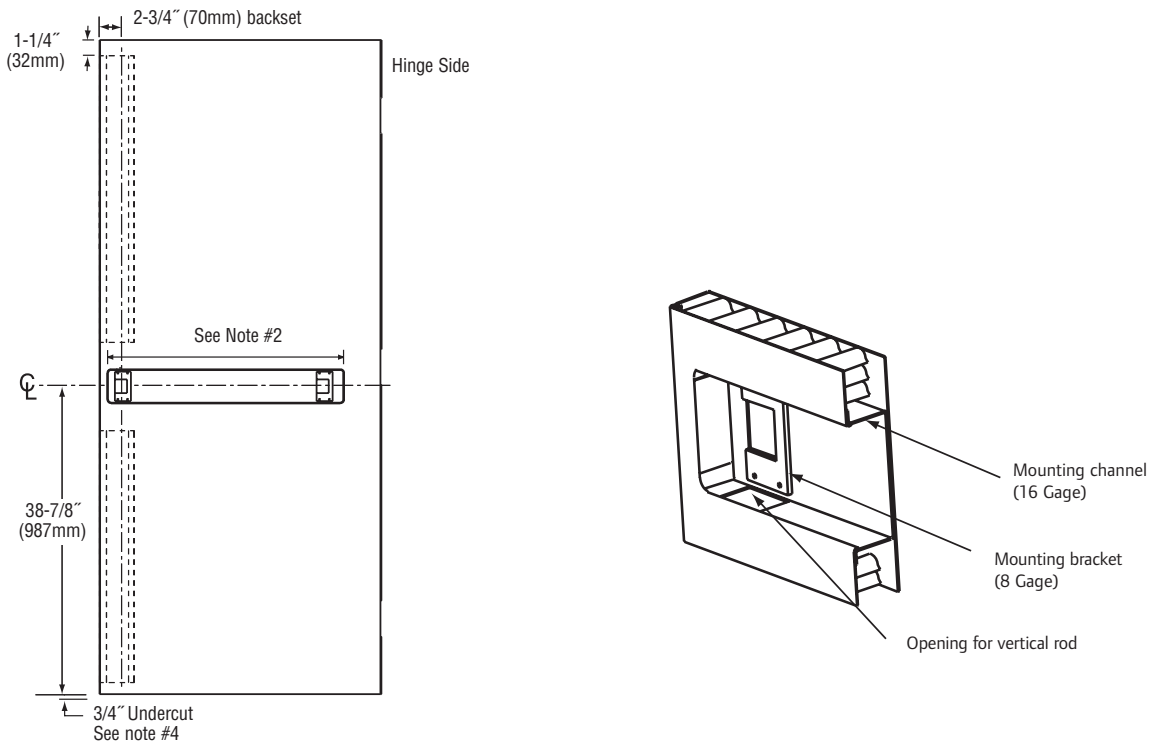
### Concealed Vertical Rod Exit Device prep

- Preparation concealed vertical rod devices



Notes:

1. Concealed vertical rod preps are always ordered as "SPECIAL", per manufacturer's templates.
2. Illustrated above are the typical internal reinforcing channels for L, B, CE and T-Series doors.
3. Top and bottom channel preparations vary per manufacturer's templates.
4. Prep is located to accommodate Steelcraft's standard 3/4" undercut.  
**If special undercuts are required, it must be specified and prep location will be adjusted accordingly.**

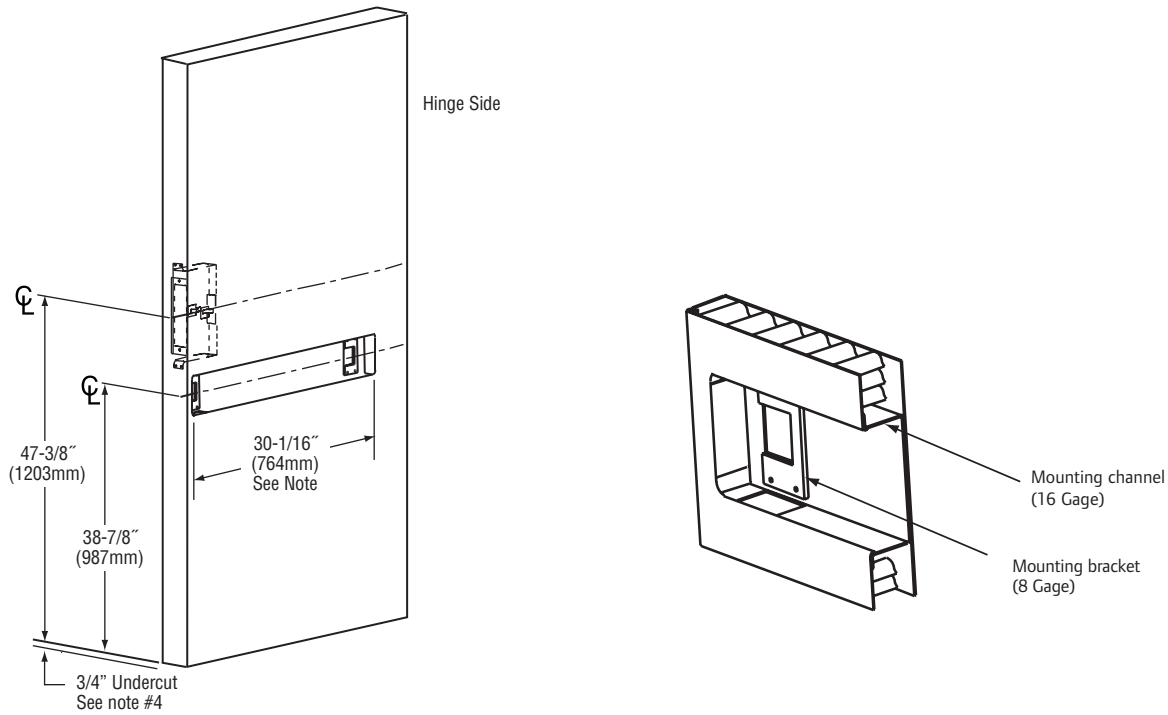
**SPECIAL****VON DUPRIN INPACT™ (94/9547) CONCEALED VERTICAL ROD INTEGRAL EXIT DEVICE**

## Notes:

1. Minimum nominal door width is 2' 6"
2. Cross bar (prep) width:
  - 24 1/16" for doors under 2' 10" in nominal door width.
  - 30 1/16" for doors 2' 10" and over in nominal door width
3. Illustrated above are the typical internal reinforcing channels for L and T-Series doors.
4. Prep is located to accommodate Steelcraft's standard 3/4" undercut. **If special undercuts are required, it must be specified and prep location will be adjusted accordingly.**

## SPECIAL

### VON DUPRIN IMPACT™ (94/9575) MORTISE LOCK DEVICE



Notes:

1. Minimum nominal door width is 2' 6"
2. Cross bar (prep) width:
  - 24 1/16" for doors under 2' 10" in nominal door width.
  - 30 1/16" for door 2' 10" and over in nominal door width
3. Illustrated above are the typical internal reinforcing channels for L and T-Series doors.
4. Prep is located to accommodate Steelcraft's standard 3/4" undercut.  
**If special undercuts are required, it must be specified and prep location will be adjusted accordingly.**
5. Prep requires special strike location in frames.