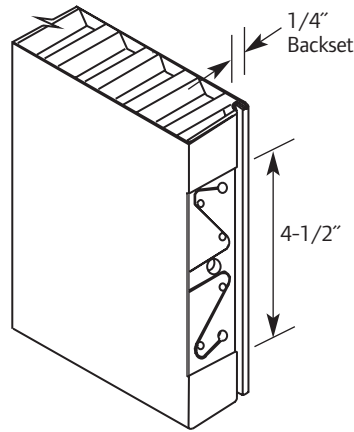
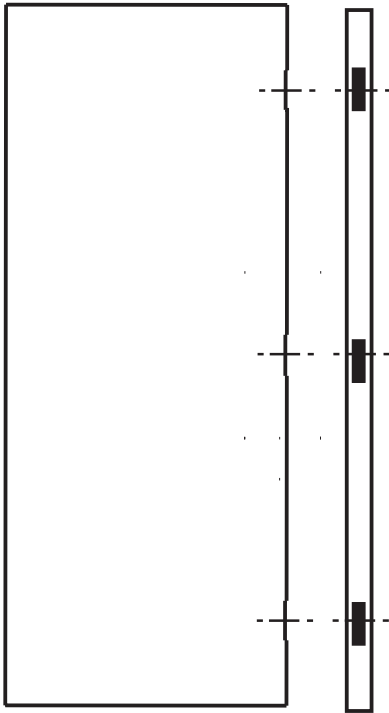
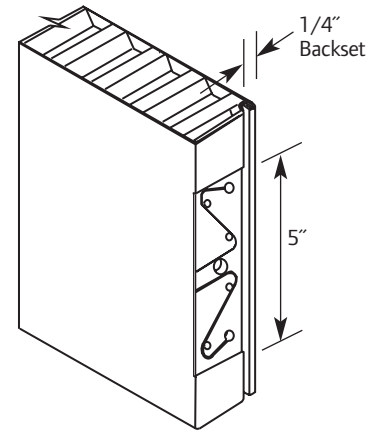


HINGE PREP

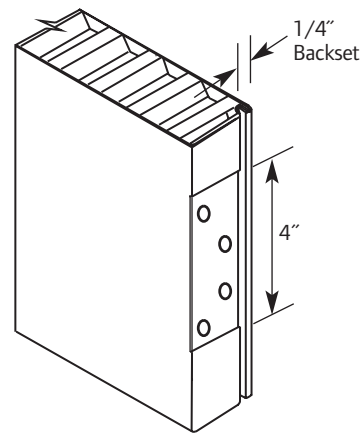
- For templated mortise hinges
- Internally reinforced with 7 gage (.187")



4-1/2" Universal Hinge Detail



5" Universal Hinge Detail



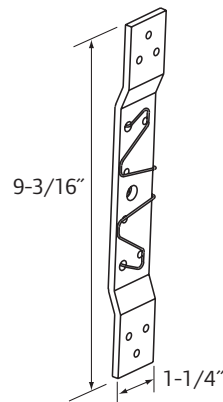
4" Hinge Detail
L20 & CE 20-Series Only

Standard Hinge Prep Elevation Detail

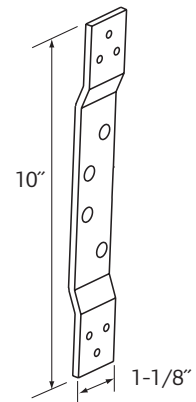
Hinge options:

When no hinge prep is specified door is prepped for 4-1/2" universal hinges:

- **5" HINGE** = 5" Universal hinge – see below
- **4" HINGE** = 4" standard duty template hinge
Note - L20 & CE 20 Series only
- **SPECIAL** = Special hinge prep per template
- **BLANK HINGE** = No hinge preps, standard door width



4-1/2" & 5" Universal Hinge Detail
7 Gage Reinforcement .187" thick



4" Hinge Detail
Reinforcement .125" thick